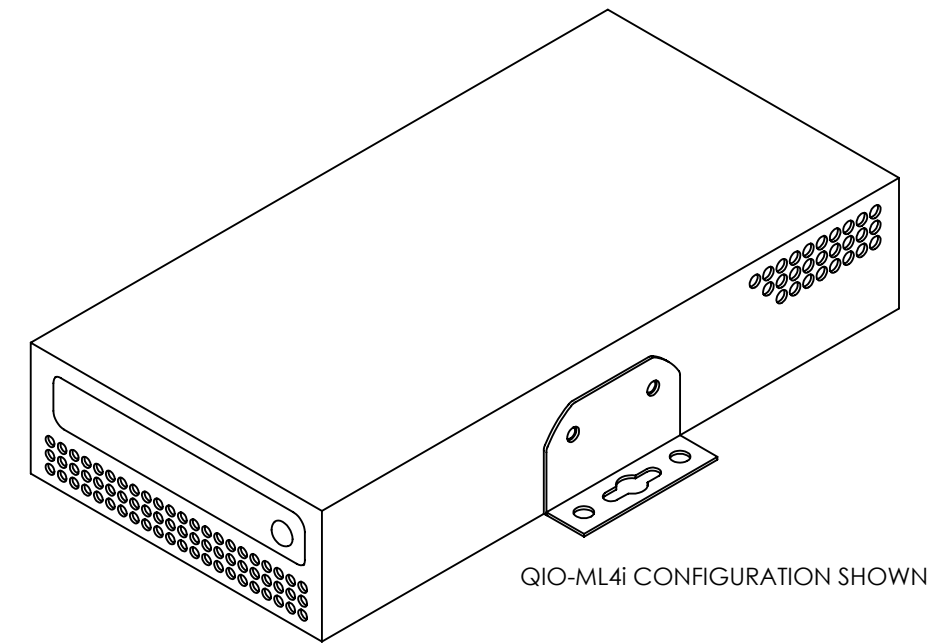
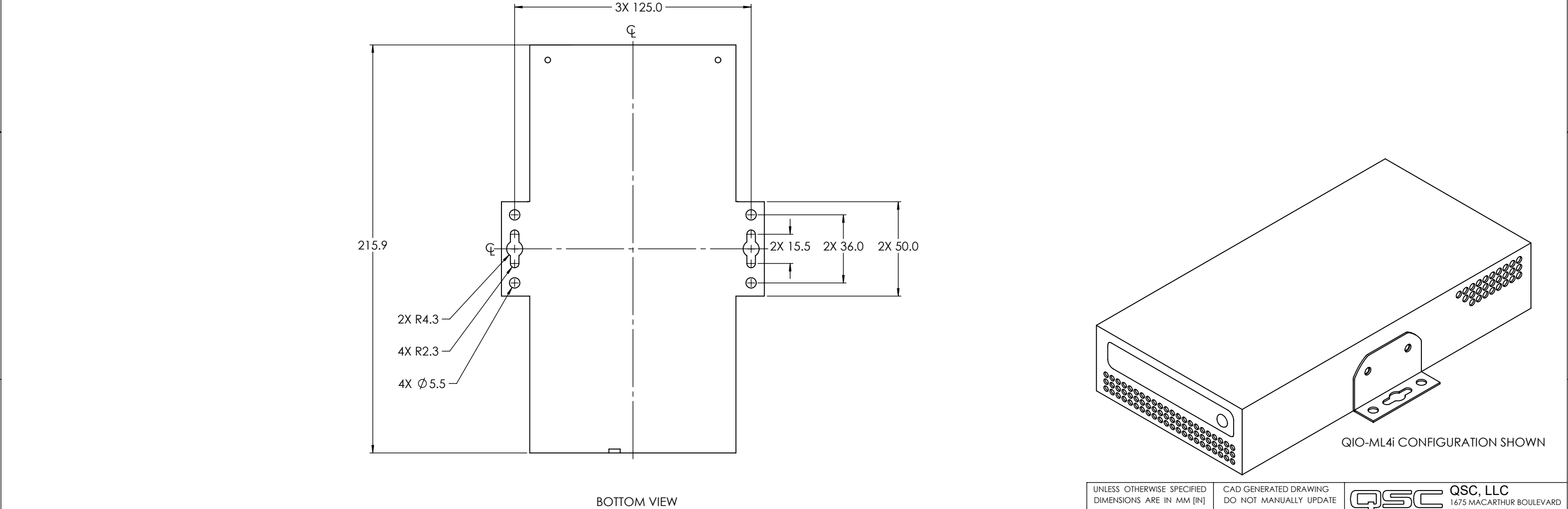
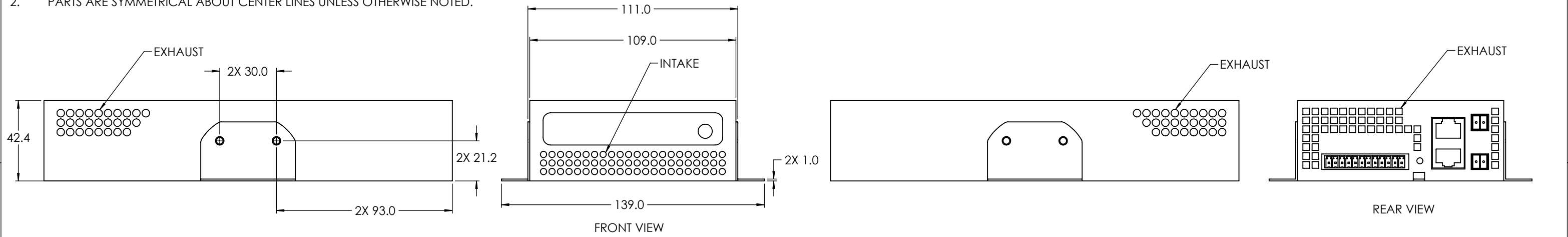


THIS DOCUMENT CONTAINS CONFIDENTIAL OR PROPRIETARY INFORMATION WHICH IS THE PROPERTY OF QSC, LLC THAT MAY NOT BE DISCLOSED, REPRODUCED OR USED WITHOUT EXPRESS WRITTEN CONSENT FROM QSC, LLC. NO PORTION OF THIS DOCUMENT MAY BE REPRODUCED, REDISTRIBUTED, OR OTHERWISE DISCLOSED TO ANY THIRD PARTY WITHOUT QSC'S WRITTEN PERMISSION.

REVISIONS			
REV	DESCRIPTION	BY	DATE
A	INITIAL RELEASE	SS	3-NOV-21

NOTES: UNLESS OTHERWISE SPECIFIED

- NET WEIGHT WITH HARDWARE SHOWN APPROXIMATELY 0.78KG. [1.7 LBS].
- PARTS ARE SYMMETRICAL ABOUT CENTER LINES UNLESS OTHERWISE NOTED.



UNLESS OTHERWISE SPECIFIED DIMENSIONS ARE IN MM [IN] TOLERANCES ARE: DECIMALS .X ± 3.0 [.12] .XX ± ANGLES ±1°	CAD GENERATED DRAWING DO NOT MANUALLY UPDATE	QSC, LLC 1675 MACARTHUR BOULEVARD COSTA MESA, CA 92626 USA
	APPROVALS	
MATERIAL SEE NOTES	DRAWN BY S. STASIAK MECH ENGINEER	PROCESSOR, ENDPOINT, QIO-ML4i, QIO-L4o, QIO- ML2X2, SURFACE MOUNT
FINISH SEE NOTES	T. GOSSARD TECH DIRECTOR	
DO NOT SCALE DRAWING	A. FOSTER MFG ENGINEER	SIZE CAGE CODE DWG. NO. REV B 00PW4 FG-901489-2D-B A
PROJECTION SYMBOL	C. WHITNEY	SCALE: 1:2 CAD FILE: FG-901489-2D-B SHEET: 1 OF 1