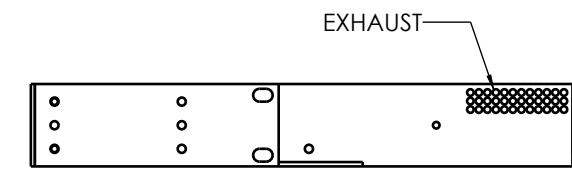
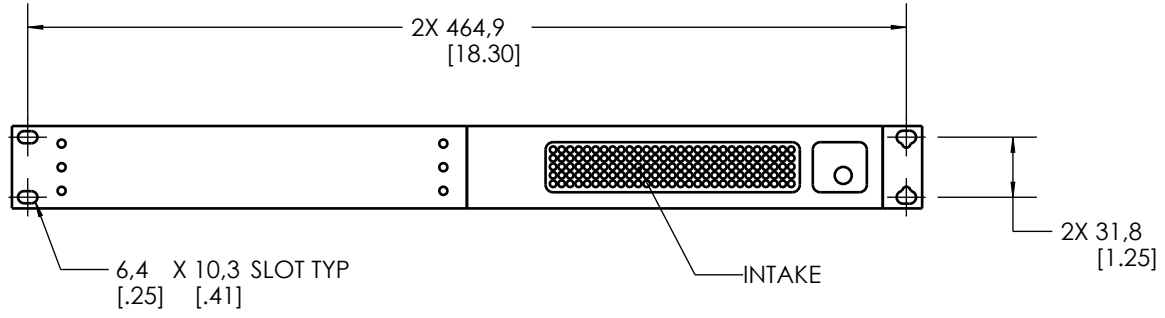
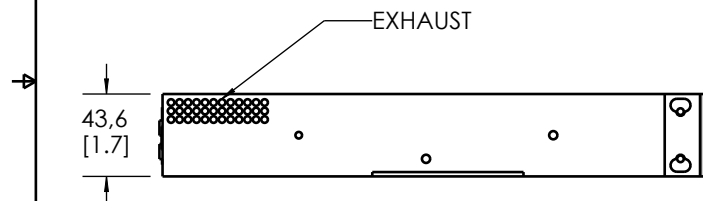
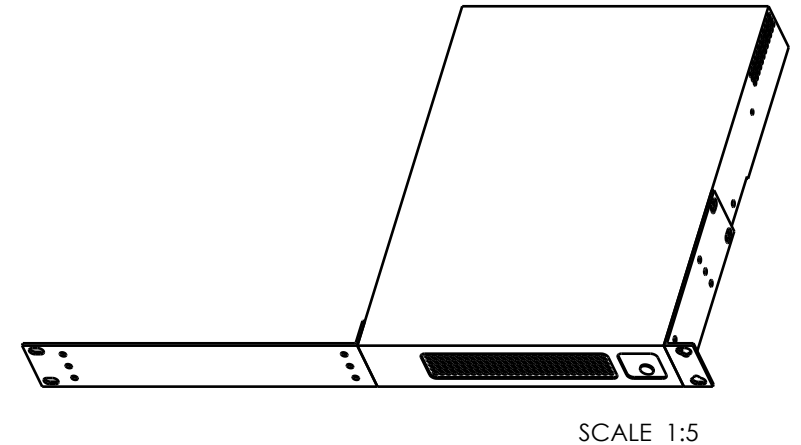
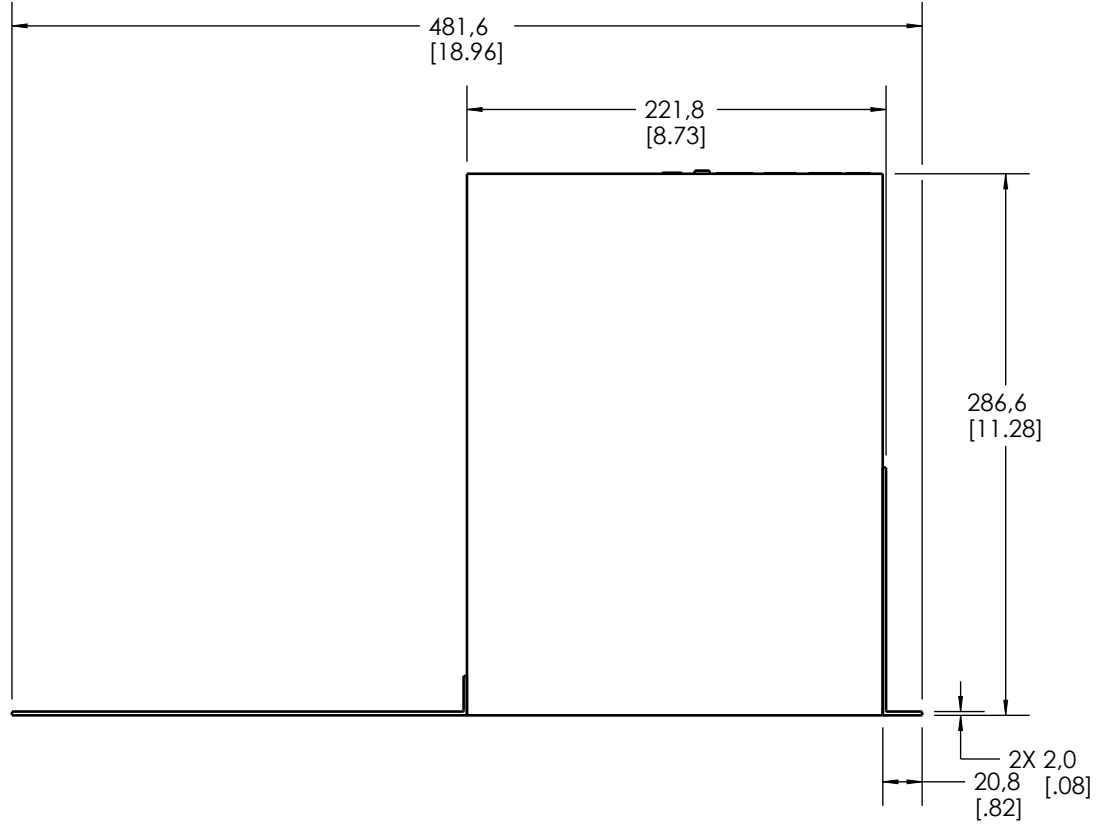
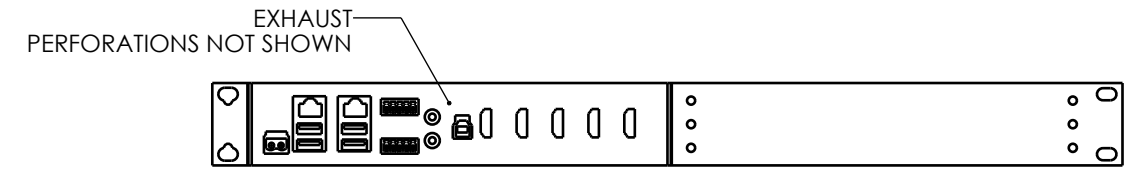
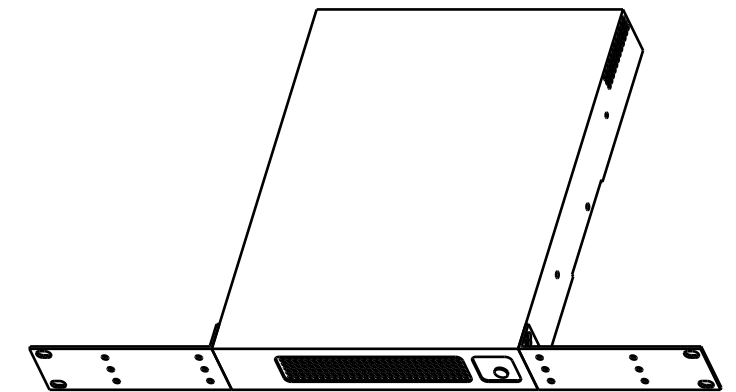


THIS DOCUMENT CONTAINS PROPRIETARY INFORMATION WHICH IS THE PROPERTY OF QSC, LLC. THAT MAY NOT BE DISCLOSED, REPRODUCED OR USED WITHOUT THE EXPRESS WRITTEN CONSENT FROM QSC, LLC.

REVISION			
REV	DESCRIPTION	BY	DATE
A	INITIAL RELEASE	SS	20-MAR-19



FRONT VIEW



REAR VIEW

1. NET WEIGHT WITH HARDWARE SHOWN APPROXIMATLY 2.2 KG. [4.9 LBS.].
NOTES: UNLESS OTHERWISE SPECIFIED.

UNLESS OTHERWISE SPECIFIED DIMENSIONS ARE IN MM [IN] TOLERANCES ARE: DECIMALS ANGLES .X ± 3.0 [0.12] ±1° .XX ±	CAD GENERATED DRAWING DO NOT MANUALLY UPDATE	QSC, LLC 1675 MACARTHUR BOULEVARD COSTA MESA, CA 92626 USA
	APPROVALS	
MATERIAL -	DRAWN BY S. STASIAK	FINISHED GOOD, V003, VIDEO, ENDPOINT SINGLE MOUNT, 19-INCH
FINISH -	MECH ENGINEER D. TEULIE	
DO NOT SCALE DRAWING	TECH DIRECTOR K. KURBJUN	SIZE CAGE CODE DWG. NO. REV B 00PW4 FG-901179-2D-A A
PROJECTION SYMBOL	MFG ENGINEER T. MORGAN	SCALE: 1:4 CAD FILE: FG-901179-2D-A.A.5 SHEET: 1 OF 1