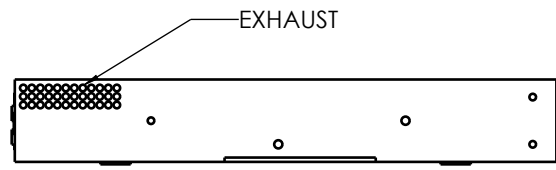
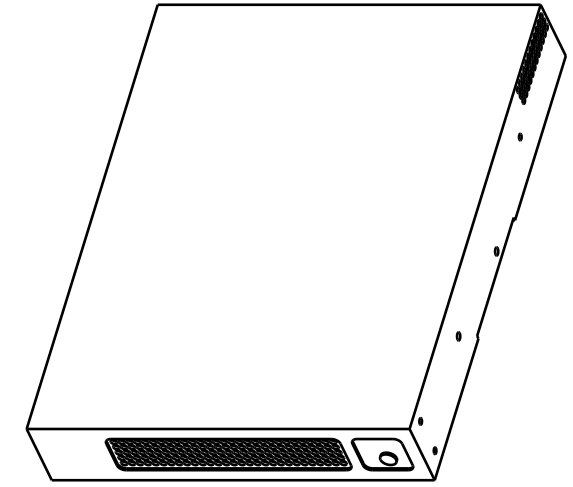
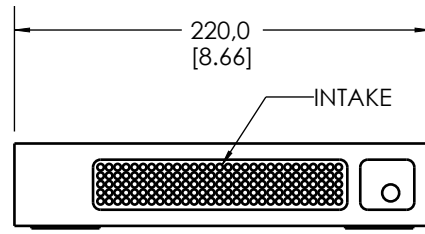


THIS DOCUMENT CONTAINS PROPRIETARY INFORMATION WHICH IS THE PROPERTY OF QSC, LLC. THAT MAY NOT BE DISCLOSED, REPRODUCED OR USED WITHOUT THE EXPRESS WRITTEN CONSENT FROM QSC, LLC.

REVISION			
REV	DESCRIPTION	BY	DATE
A	INITIAL RELEASE	SS	20-MAR-19



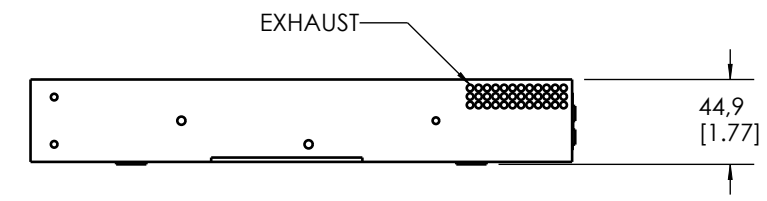
EXHAUST



220,0
[8.66]

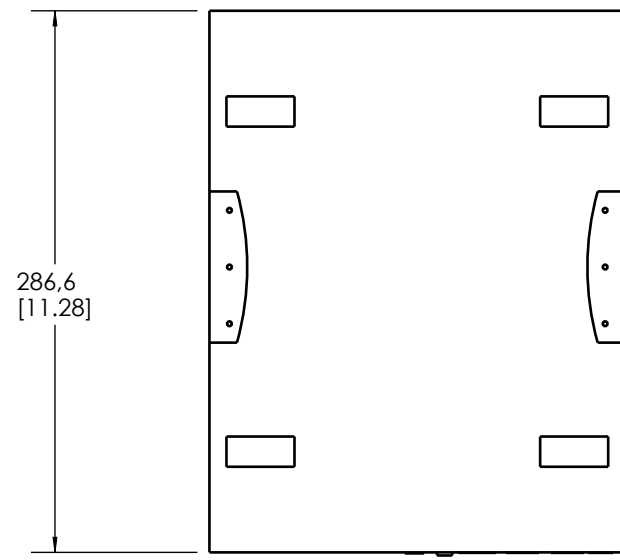
INTAKE

FRONT VIEW



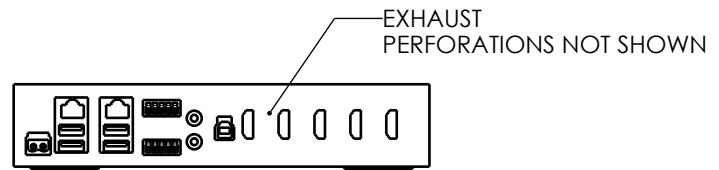
EXHAUST

44,9
[1.77]



286,6
[11.28]

BOTTOM VIEW



EXHAUST PERFORATIONS NOT SHOWN

REAR VIEW

1. NET WEIGHT WITH HARDWARE SHOWN APPROXIMATELY 1.9 KG. [4.2 LBS.].
NOTES: UNLESS OTHERWISE SPECIFIED.

UNLESS OTHERWISE SPECIFIED DIMENSIONS ARE IN MM [IN] TOLERANCES ARE: DECIMALS ANGLES .X ± 3.0 [.12] ± 1° .XX ±	CAD GENERATED DRAWING DO NOT MANUALLY UPDATE	QSC, LLC 1675 MACARTHUR BOULEVARD COSTA MESA, CA 92626 USA
	APPROVALS	
MATERIAL -	DRAWN BY S. STASIAK	FINISHED GOOD, V003, VIDEO, ENDPOINT FREE-STANDING
FINISH -	MECH ENGINEER D. TEULIE	
DO NOT SCALE DRAWING	TECH DIRECTOR K. KURBJUN	
PROJECTION SYMBOL	MFG ENGINEER T. MORGAN	
SCALE: 1:4 CAD FILE: FG-901179-2D-E.A.3		SIZE CAGE CODE DWG. NO. REV B 00PW4 FG-901179-2D-E A
SHEET: 1 OF 1		Form: QMS100206 Rev B